

I. QURESHI & ASSOCIATES
CHARTERED ACCOUNTANTS

6/9 Tardeo Air-Conditioned Market,
Tardeo, Mumbai 400 034.
Tel-Fax : 23525114
E-mail : afcs@mtnl.net.in

INDEPENDENT AUDITORS' REPORT

To
The Members of Jaigad Powertransco Limited

Report on the Financial Statements

We have audited the accompanying financial statements of **Jaigad Powertransco Limited** ('the Company') which comprise the Balance Sheet as at 31st March, 2015, Profit and Loss Statement and the Cash Flow Statement of the Company for the year then ended and a summary of the significant accounting policies and other explanatory information.

Management's Responsibility for the Financial Statements


The Company's Board of Directors is responsible for preparation of these financial Statements that give a true and fair view of the financial position, financial performance and cash flows of the Company in accordance with the accounting principles generally accepted in India, including the Accounting Standards specified under Section 133 of the Companies Act, 2013 (Act) read with Rule 7 of the Companies (Accounts) Rules, 2014. This responsibility also includes maintenance of adequate accounting records in accordance with the provisions of the Act for safeguarding of the assets of the Company and for preventing and detecting frauds and other irregularities; selection and application of appropriate accounting policies; making judgments and estimates that are reasonable and prudent; and design, implementation and maintenance of adequate internal financial controls, that were operating effectively for ensuring the accuracy and completeness of the accounting records, relevant to the preparation and presentation of the financial statements that give a true and fair view and are free from material misstatement, whether due to fraud or error.

Auditors' Responsibility

Our responsibility is to express an opinion on these financial statements based on our audit.

We conducted our audit in accordance with the Standards on Auditing specified under section 143(10) of the Act. Those Standards require that we comply with the ethical requirements and plan and perform the audit to obtain reasonable assurance about whether the financial statements are free from material misstatement.

An audit involves performing procedures to obtain audit evidence about the amounts and the disclosures in the financial statements. The procedures selected depend on the auditor's judgment, including the assessment of the risks of material misstatement of the financial statements, whether due to fraud or error. In making those risk assessments, the auditor considers internal financial control relevant to the Company's preparation of the financial statements that give a true and fair view in order to design audit procedures that are appropriate in the circumstances. An audit also includes evaluating the appropriateness of accounting policies used and the reasonableness of the accounting estimates made by the Company's Directors, as well as evaluating the overall presentation of the financial statements.



We believe that the audit evidence we have obtained is sufficient and appropriate to provide a basis for our audit opinion on the financial statements.

Opinion

In our opinion and to the best of our information and according to the explanations given to us, the financial statements give the information required by the Act in the manner so required and give a true and fair view in conformity with the accounting principles generally accepted in India:


- (a) in the case of the Balance Sheet, of the state of affairs of the Company as at 31st March, 2015;
- (b) in the case of Profit and Loss Statement, of the profit of the Company for the year then ended on that date; and
- (c) in the case of the Cash Flow Statement, of the cash flows for the year ended on that date.

Report on Other Legal and Regulatory Requirements

1. As required by the Companies (Auditor's Report) Order, 2015 ("the Order") issued by the Central Government of India in terms of sub-section (11) of section 143 of the Act, we give in the Annexure a statement on the matters specified in paragraphs 3 and 4 of the Order.
2. As required by section 143(3) of the Act, we report that:
 - (a) We have sought and obtained all the information and explanations which to the best of our knowledge and belief were necessary for the purposes of our audit.
 - (b) In our opinion, proper books of account as required by law have been kept by the Company so far as it appears from our examination of those books
 - (c) the Balance Sheet, the Statement of Profit and Loss and Cash Flow Statement dealt with by this report are in agreement with the books of account;
 - (d) In our opinion, the aforesaid financial statements comply with the Accounting Standards under Section 133 of the Act, read with Rule 7 of the Companies (Accounts) Rules, 2014.
 - (e) on the basis of written representations received from the directors as on 31st March, 2015, and taken on record by the Board of Directors, none of the directors is disqualified as on 31st March, 2015, from being appointed as a director in terms of sub-section (2) of section 164 of the Act.
 - (f) The company did not have any material pending litigation in its financial position in its financial statement.
 - (g) According to the books of account and records as produced and examined by us and the information and explanations given to us, there are no material foreseeable losses on long term contracts and derivative contracts and accordingly there is no applicability for making any provision for the same.
 - (h) According to the books of account and records as produced and examined by us and the information and explanations given to us, there were no amounts required to be transferred to the investor education and protection fund by the Company.




Place: Mumbai
Date: 24th April, 2015

For I. Qureshi & Associates
Chartered Accountants
FRN: 121463W

(I. Qureshi)
Proprietor
(Membership No.036915)

ANNEXURE REFERRED TO IN PARAGRAPH "REPORT ON OTHER LEGAL AND REGULATORY REQUIREMENTS" OF OUR REPORT TO THE MEMBERS OF JSW POWER TRADING COMPANY LIMITED ("THE COMPANY") FOR THE YEAR ENDED 31ST MARCH, 2015.

On the basis of such checks as were considered appropriate and according to the information and explanations given to us during the course of audit, we state that:

1. a) The Company has maintained proper records showing full particulars including quantitative details and situation of fixed assets.
b) The assets have been physically verified by the management during the current year. The frequency of verification is considered reasonable, having regard to the size of the Company and the nature of its assets. No material discrepancies were noticed on such verification.
2. (a) The inventory has been physically verified by the management at the reasonable intervals during the year.
(b) The procedures of physical verification of the inventories followed by the management are reasonable and adequate in relation to the size of the Company and the nature of its business.
(c) On the basis of examinations of the record of the inventory, we are of the opinion that the Company is maintaining proper records of inventory. The discrepancies noticed on physical verification between the physical stocks and book records were not material.
3. The Company has not granted any loans, secured or unsecured, to companies, firms or other parties covered in the register maintained under Section 189 of the Act.
4. In our opinion and according to the information and explanations given to us, there are adequate internal control systems commensurate with the size of the Company and the nature of its business for the purchase of fixed assets and revenue from transmission services. Further, on the basis of our examination of the books of accounts and according to the information and explanations given to us, we have not come across nor have we been informed of any instance of major weaknesses in the aforesaid internal control system.
5. No deposits within the meaning of Sections 73 to 76 of the Act and rules framed there under have been accepted by the Company.
6. The Central Government has prescribed maintenance of cost records under section 148(1) of the Act in respect of the power transmission activity of the Company. We have broadly reviewed the accounts and records of the Company in this connection and are of the opinion, that prima facie, the prescribed accounts and records have been made and maintained. We have not, however, carried out a detailed examination of the same.
7. (a) According to the books of account and records as produced and examined by us in accordance with the generally accepted auditing practices in India, in our opinion, the



Company is regular in depositing undisputed statutory dues in respect of provident fund, employees state insurance, income tax, wealth tax, service tax, sales tax, customs duty, excise duty, value added tax, cess and other statutory dues applicable to the Company with appropriate authorities. According to the information and explanation given to us, no undisputed amounts payable in respect of the aforesaid statutory dues were outstanding as at the last day of the financial year for a period of more than six months from the date they became payable.

(b) The disputed statutory dues aggregating Rs. 64,270/- that have not been deposited on account of disputed matters pending before appropriate authorities are as under:

Sr. No.	Name of the Statute	Nature of the dues	Amount(Rs.)	Period to which amount relates.	Forum where dispute is pending.
1	Income Tax Act, 1961	Income Tax	64,270/-	2010-11	Commissioner of Income Tax (Appeals)
	Total		64,270/-		

- (c) In our opinion and according to the information and explanations given to us, there are no amounts which are required to be transferred to investor education and protection fund in accordance with the relevant provisions of the Companies Act, 1956.
8. The Company has no accumulated losses at the end of the financial year and has not incurred cash losses during the current financial year and the immediately preceding financial year.
 9. According to the information and explanations given to us, the Company has not defaulted in repayment of dues to the financial institution or bank or debenture holders.
 10. According to the information and explanations given to us, the Company has not given any guarantee for loans taken by others from banks or financial institutions.
 11. According to the information and explanations given to us, in our opinion, term loans availed by the Company were, prima facie, applied by the Company for the purposes for which the loans were obtained.
 12. During the course of our examination of the books of account and records of the company carried out in accordance with the generally accepted auditing practices in India and according to the information and explanations given to us, we have neither come across any instance of fraud on or by the Company, noticed or reported during the year, nor have we been informed of such case by the management.

For I. Qureshi & Associates

Chartered Accountants

I. Qureshi

(I. Qureshi)

Proprietor

(Membership No.036915)

FRN: 121463W

Place : Mumbai

Date : 24th April, 2015





JAIGAD POWERTRANSCO LIMITED


BALANCE SHEET AS AT 31st MARCH, 2015

Particulars	Note	As at	As at
		31st Mar, 2015	31st Mar, 2014
		₹	₹
I EQUITY AND LIABILITIES			
(1) Shareholders' funds:			
(a) Share capital	2	1,375,000,000	1,375,000,000
(b) Reserves and surplus	3	591,705,791	560,497,234
		1,966,705,791	1,935,497,234
(2) Non-current liabilities:			
(a) Long-term borrowings	4	2,774,880,000	3,076,640,000
(b) Deferred tax liabilities	25 (iii)	-	81,093,411
(c) Long-term provisions	5	188,971	75,962
		2,775,068,971	3,157,809,373
(3) Current Liabilities:			
(a) Short-term borrowings	6	-	369,813,946
(b) Trade payables	7	4,843,840	3,649,141
(c) Other current liabilities	8	385,883,704	386,765,349
(d) Short term Provisions	9	137,619,674	8,108,731
		528,347,218	768,337,167
TOTAL		5,270,121,980	5,861,643,774
II ASSETS			
(1) Non-current assets:			
(a) Fixed Asssets			
(i) Tangible assets	10	4,457,858,427	4,751,164,610
(b) Non-Current Investments	11	47,254,000	-
(c) Long-term loans and advances	12	6,196,141	5,210,000
		4,511,308,568	4,756,374,610
(2) Current assets:			
(a) Current investments	13	61,052,060	-
(b) Inventories	14	768,494	554,183
(c) Trade receivables	15	535,236,246	917,124,614
(d) Cash and bank balances	16	16,496,458	125,787
(e) Short-term loans and advances	17	630,801	495,371
(f) Other current assets	18	144,629,353	186,969,209
		758,813,412	1,105,269,164
TOTAL		5,270,121,980	5,861,643,774
SIGNIFICANT ACCOUNTING POLICIES	1		
NOTES FORMING INTEGRAL PART OF ACCOUNTS	2 to 25		


As per our attached report of even date
For I. Qureshi & Associates
Chartered Accountants


I. Qureshi
Proprietor





Chandra Prakash Tated
Chief Financial Officer

For and on behalf of the Board of Directors


Santosh Amberkar
Director


O.K. Yempal
Chairman


Narendra Rahalkar
Company Secretary


Pramod Menon
Director


Place: Mumbai
Date: 24.04.2015


JAIGAD POWERTRANSCO LIMITED

PROFIT AND LOSS STATEMENT FOR THE YEAR ENDED 31st MARCH, 2015

Particulars	Note	For the year ended	For the year ended
		31st Mar, 2015	31st Mar, 2014
		₹	₹
I Revenue from operations	19	1,019,100,000	1,210,562,005
II Other income	20	6,590,303	198,213
III Total Revenue (I+II)		1,025,690,303	1,210,760,218
IV Expenses:			
Employee benefit expenses	21	8,047,497	8,172,964
Finance costs	22	385,208,806	505,091,858
Depreciation and amortisation	23 & 25 (ii)	293,432,832	294,131,597
Other expenses	24	24,621,360	50,842,216
Total Expenses		711,310,495	858,238,635
V Profit before extraordinary item and tax (III-IV)		314,379,808	352,521,583
VI Exceptional Item		-	
VII Profit before tax (V-VI)		314,379,808	352,521,583
VIII Tax Expenses:			
Current tax		65,896,538	69,111,339
Deferred tax		100,585,464	87,354,201
Less: Deferred Tax to be recovered in future tariff determination (refer note 25 (iii))		(181,678,876)	
		(15,196,874)	156,465,540
IX Profit / (Loss) for the year (VII - VIII)		329,576,682	196,056,043
X Earnings per share (₹)	25 (vi)		
Basic		2.40	1.43
Diluted		2.40	1.43
SIGNIFICANT ACCOUNTING POLICIES	1		
NOTES FORMING INTEGRAL PART OF ACCOUNTS	2 to 25		

As per our attached report of even date
For I. Qureshi & Associates
Chartered Accountants



I. Qureshi
Proprietor




Place: Mumbai
Date: 24.04.2015


Chandra Prakash Tated
Chief Financial Officer

For and on behalf of the Board of Directors


Santosh Amberkar
Director


O.K. Yempal
Chairman


Narendra Rahalkar
Company Secretary


Pramod Menon
Director

JAIGAD POWERTRANSCO LIMITED


CASH FLOW STATEMENT FOR THE YEAR ENDED 31ST MARCH 2015


	Year ended 31st Mar, 2015	Year ended 31st Mar, 2014
A. CASH FLOW FROM OPERATING ACTIVITIES		
Net Profit before tax	314,379,808	352,521,583
Adjustment for		
Depreciation (including prior period)	293,432,832	294,131,597
Gain on sale of Current Investment	(6,590,303)	
Loss on asset written off	94,968	29,056,471
Interest and Finance Expenditure	385,208,806	505,091,858
Operating Profit before working capital changes	986,526,111	1,180,801,509
Adjustment for		
Trade & other receivables	424,225,350	351,318,136
Trade Payables	(9,426,025)	(7,216,650)
Inventories	(214,311)	(502,346)
Tax Paid	(62,548,248)	(57,059,461)
NET CASH FLOW FROM / (USED IN) OPERATING ACTIVITIES	1,338,562,877	1,467,341,188
B. CASH FLOW FROM INVESTMENT ACTIVITIES		
Fixed Assets, CWIP & pre-operative expenses (net of project creditors)	(221,617)	(51,080,629)
Gain on sale of Current Investment	6,590,303	-
Long Term Investments	(47,254,000)	-
Current Investments	(61,052,060)	-
Loans and advances	(1,118,697)	4,249,581
NET CASH FLOW FROM / (USED IN) INVESTMENT ACTIVITIES	(103,056,071)	(46,831,048)
C. CASH FLOW FROM FINANCING ACTIVITIES		
Borrowings (- Repayments) (Net)	(671,573,946)	(932,658,928)
Interest and Finance charges paid	(386,694,064)	(487,849,949)
Dividend Paid (includes tax on dividend)	(160,868,125)	-
NET CASH FLOW FROM / (USED IN) FINANCING ACTIVITIES	(1,219,136,135)	(1,420,508,877)
NET INCREASE / (DECREASE) IN CASH AND CASH EQUIVALENTS (A+B+C)	16,370,671	1,263
CASH AND CASH EQUIVALENTS - OPENING BALANCES	125,787	124,524
CASH AND CASH EQUIVALENTS - CLOSING BALANCES	16,496,458	125,787


Notes :

- 1) The above cash flow statement has been prepared by using the indirect method as per Accounting Standard 3.
- 2) Previous year's figures have been regrouped/rearranged wherever necessary to confirm to current year classification.

As per our attached report of even date
For I. Qureshi & Associates
Chartered Accountants


I. Qureshi
Proprietor






Chandra Prakash Tated
Chief Financial Officer

For and on behalf of the Board of Directors


Santosh Amberkar
Director


O.K. Yempal
Chairman


Narendra Rahalkar
Company Secretary


Pramod Menon
Director

Place: Mumbai
Date: 24-Apr-15

JAIGAD POWERTRANSCO LIMITED

NOTES FORMING PART OF THE FINANCIAL STATEMENTS FOR THE YEAR ENDED
31ST MARCH, 2015

NOTE 1:

SIGNIFICANT ACCOUNTING POLICIES

A. Background

Jaigad PowerTransco Limited (the Company), which is the joint venture of JSW Energy Limited and Maharashtra State Electricity Transmission Company Limited with 74% and 26% share holding respectively has been set up to construct, operate and maintain 54.739 Kilo meters of one Jaigad–New Koyna 400 KV double circuit (Quad) transmission line and 110 kilo meters of one Jaigad-karad 400 KV double circuit (Quad) transmission line.

The construction of 54.739 Kilo meters Jaigad-New –New Koyna & 110 kilo meters of Jaigad-karad 400 KV double circuit (Quad) transmission line has been completed and has been declared for commercial operations with effect from 7th July, 2010 & 2nd December 2011 respectively.

B. Significant Accounting Policies:

(i) BASIS OF PREPERATION OF FINANCIAL STATEMEMENTS

The financial statements are prepared under the historical cost convention, on accounting principles of a going concern and as per applicable accounting standards. The Company follows mercantile system of accounting and recognizes income and expenditure on accrual basis except those with significant uncertainties.

The preparation of financial statements in conformity with generally accepted accounting principles (GAAP) requires the management to make estimates and assumptions that affect the reported amounts of assets and liabilities and the disclosures of contingent liabilities on the date of financial statements and reported amounts of revenue and expenses for the reporting period. Actual results could differ from these estimates and differences between actual results and estimates are recognized in the periods in which the results are known/materialize.

(ii) FIXED ASSETS:

Tangible Assets


Fixed Assets are stated at their cost of acquisition or construction less accumulated depreciation and impairment losses. Cost comprises of all costs incurred to bring the assets to their location and working condition up to the date the assets are put to use.

In case of commissioned assets, work against deposits/works contracts where final settlement of bills with contractors is yet to be effected; capitalization is done on provisional basis subject to necessary adjustments in the year of final settlements.

Transmission system assets are considered "put to use", for the purpose of capitalization, after test charging/ successful commissioning of the system/ assets and on completion of stabilization period wherever technically required.

Material items retired from active use and held for disposal are stated at the lower of their net book value and net realizable value and shown separately in the financial statements.

The cost of an addition or extension to an existing asset which is of a capital nature and which becomes an integral part of the existing asset is usually added to its gross book value. Any addition or extension, which has a separate identity and is capable of being used after the existing asset is disposed of, is accounted for separately.



Intangible Assets

An item is recognized as an intangible asset if it meets the definition of an intangible asset, it is probable that future economic benefits will flow to the Company and the cost of the asset can be reliably measured.

(iii) CAPITAL WORK IN PROGRESS AND PRE OPERATIVE EXPENDITURE DURING CONSTRUCTION PERIOD (CWIP) :

All costs related directly to the construction of an asset and all indirect expenses which are incidental and related to the construction of assets is shown as CWIP till capitalization.

Interest during construction (net) and all indirect expenses which are incidental and related to the construction of fixed assets are identified and apportioned on an appropriate basis to the cost of the related assets capitalized. Balance, if any, left after such capitalization is kept as a separate item under the CWIP Schedule.

Claims for price variation/ exchange rate variation the amount whereof is ascertainable as per the terms of the contract are accounted for on accrual basis.

(iv) DEPRECIATION:

Depreciation on assets is provided, pro-rata for the period of use, by the Straight Line Method (SLM) as per the provisions of Part B of Schedule II of the Companies Act, 2013.

Leasehold land is amortized over the period of the lease.

The Company capitalizes software where it is reasonably estimated that the software has an enduring useful life. Software is depreciated over an estimated useful life of 3 years.

When the historical cost of an asset has undergoes a change due to price adjustment, exchange fluctuation or similar factors the depreciation on the revised unamortised depreciable amount is provided prospectively over the residual useful life of the asset.


(v) IMPAIRMENT OF ASSETS:

In accordance with Accounting Standard 28 on "Impairment of Assets" prescribed by the Companies (Accounting Standards) Rules, 2006, where there is an indication of impairment of the Company's assets relating to cash generating units, the carrying amount of such assets are reviewed at each balance sheet date to determine whether there is an impairment. The recoverable amount of such assets is estimated as the higher of its net selling price and its value in use. An impairment loss is recognized in the profit and loss account whenever carrying amount of such assets exceeds the recoverable amount.

(vi) BORROWING COST:

Borrowing Costs directly attributable to the acquisition and construction of a qualifying asset are capitalized as part of cost of such asset upto the date when such asset is ready for its intended use.

The borrowing costs are capitalised or charged to revenue, based on whether the asset is under construction or in operation.



(vii) INVENTORIES:

Inventories of stores and spares are valued at cost, net of provision for diminution in value. Cost is determined on the weighted average basis for valuation.

(viii) FOREIGN EXCHANGE TRANSACTION:

Foreign Currency transactions are initially recorded at the exchange rates prevailing on the date of the transaction. Foreign Currency assets and liabilities (monetary items) are reported at the exchange rate prevailing on the balance sheet date.

All exchange differences arising on reporting of short term foreign currency monetary items at rates different from those at which they were initially recorded are recognized in the statement of Profit and Loss.

In respect of foreign exchange differences arising on revaluation of settlement of long term foreign currency monetary items, the Company has availed the option available in the Companies (Accounting Standard) (Second Amendment) Rules 2011, wherein:

- Foreign exchange differences on account of depreciable asset, is adjusted in the cost of depreciable asset and the charge of depreciation is accordingly increase/reduced.
- In other cases, foreign exchange differences are accumulated in a "Foreign Currency Monetary Item Translation Difference Account" and amortized over the balance period of such long-term asset/liabilities.

Non-monetary items such as investments are carried at historical cost using the exchange rates on the date of the transaction.

Forward contracts other than those entered into to hedge foreign currency risk on unexecuted firm commitments or of highly probable forecast transactions are treated as foreign currency transactions and accounted accordingly. Exchange differences arising on such contracts are recognized in the period in which they arise and the premium paid is accounted as expense over the period of the contract.

All other exchange differences are dealt with in the profit & loss statement.

(ix) EMPLOYEE BENEFITS

Retirement benefits in the form of Provident Fund and Family pension Scheme are defined contribution schemes and the contributions are charged to the profit and loss account of the year when the contributions to the respective funds are due. There are no other obligations other than the contribution payable to the respective trusts.


Stock Based Compensation - The compensation cost of stock options granted to employees is calculated using the intrinsic value of the stock options. The compensation expense is amortised uniformly over the vesting period of the option in accordance with the Guidance note on Share based payments issued by the institute of Chartered Accountant of India.

Employee benefits under defined benefit plans, such as Gratuity and Compensated absences are provided for on the basis of the a actuarial valuation made at the end of each financial year.

Actuarial gains/ losses are immediately taken to profit and loss statement and are not deferred.

(x) REVENUE RECOGNITION

Transmission Income is accounted for on accrual basis for the period of operation of the transmission line computed based on the approved Annual Revenue Requirement (ARR) or where the ARR is not approved , on the basis of the tariff order.



Where neither the ARR nor the tariff order are approved, transmission income is accounted as per Maharashtra Electricity Regulatory Commission (Multi Year Tariff) Regulations 2011(MERC Regulations)where under, transmission income is computed by taking the total costs, contingency provision and Return on Equity (ROE) @ 15.5% on post-tax basis and after grossing up with the applicable income taxes for the purpose of revenue.

Any difference between the total annual revenue recognised as aforesaid and the annual revenue as approved by MERC in respect of ARR/Truing up Petition filed, is adjusted/ recognised during the accounting period in which approval of the ARR/Truing Up Petition , as the case may be, is received from MERC.

(xi) INVESTMENTS

Long-term Investments are stated at cost. In case, there is a decline other than temporary in the value of any investments, a provision for the same is made. Current investments are stated at lower of cost or fair value.

(xii) TAXES ON INCOME

Income tax expenses comprise current tax (i.e. amount of tax for the period determined in accordance with the income tax law) and deferred tax charges or credit (reflecting the tax effects of timing differences between accounting income and taxable income of the year).

The deferred tax charge or credit and the corresponding deferred tax liabilities or assets are recognized using the tax rates that have been enacted or substantively enacted by the balance sheet date.

Deferred tax assets are recognized only to the extent there is reasonable certainty that the assets can be realized in future. However where there is unabsorbed depreciation or carry forward loss under taxation laws, deferred tax assets are recognized only if there is a virtual certainty of realization of such assets. Deferred tax assets are reviewed at each balance sheet date and written down or written up to reflect the amount that is reasonably / virtually certain as the case may be to be realized.

Tax credit is recognized in respect of Minimum Alternate Tax (MAT) paid in terms of Section 115JAA of the Income Tax Act, 1961 based on convincing evidence that the Company will pay normal income tax within the statutory time frame and the same is reviewed at each balance sheet date.


(xiii) EARNINGS PER SHARE:

The Company reports basic and diluted Earnings Per Share (EPS) in accordance with Accounting Standard 20 on "Earnings per share". Basic EPS is computed by dividing the net profit or loss for the year by the weighted average number of equity shares outstanding during the year. Diluted EPS is computed by dividing the net profit or loss for the year by the weighted average number of equity shares outstanding during the year as adjusted for the effects of all dilutive potential equity shares, except where the results are anti-dilutive.

(xiv) CASH FLOW STATEMENT

The Cash flow Statement is prepared by the "indirect method" set out in Accounting Standard 3 on "Cash Flow Statements" and presents the cash flows by operating, investing and financing activities of the Company,

Cash and Cash equivalents presented in the Cash Flow Statement consist of cash on hand and demand deposits with banks.



(xv) PROVISIONS & CONTINGENT LIABILITIES:

Provisions are recognized for liabilities that can be measured only by using a substantial degree of estimation, if;

- a) The Company has a present obligation as a result of a past event.
- b) A probable outflow of resources is expected to settle the obligation and
- c) The amount of the obligation can be reliably estimated.

Where some or all the expenditure required to settle a provision is expected to be reimbursed by another party, such reimbursement is recognized to the extent of provision or contingent liability as the case may be, only when it is virtually certain that the reimbursement will be received.

Contingent liability is disclosed in the case of

- a) A present obligation arising from a past event, when it is not probable that outflow of resources will be required to settle the obligation.
- b) A possible obligation, unless the probability of outflow or resources is remote.



JAIGAD POWERTRANSCO LIMITED
NOTES FORMING PART OF THE FINANCIAL STATEMENTS

NOTE: 2	As at	As at
SHARE CAPITAL	31st Mar, 2015	31st Mar, 2014
	₹	₹
Authorised: 150,000,000 Equity Shares of ₹.10 each <i>(Previous year 150,000,000 equity shares of ₹. 10 each)</i>	1,500,000,000	1,500,000,000
Issued, subscribed and paid-up: 137,500,000 Equity Shares of Rs.10 each <i>(Previous year 137,500,000 equity shares of ₹. 10 each)</i>	1,375,000,000	1,375,000,000
	1,375,000,000	1,375,000,000

Details of shareholding	As at	As at
	31st Mar, 2015	31st Mar, 2014
	No. of Shares	No. of Shares
a) Details of shareholding by Holding, Subsidiary or Associate Company		
JSW Energy Limited (Holding Company)	101,750,000	101,750,000
b) Details of shareholding more than 5%		
JSW Energy Limited (Holding Company)	101,750,000	101,750,000
	74%	74%
Maharashtra State Electricity Transmission Company Limited	35,750,000	35,750,000
	26%	26%


c) Terms & Rights attached to equity shares

(i) The Company has only one class of equity shares having a par value of ₹.10 each. Each holder of equity shares is entitled to one vote per share. The Company declares and pay dividend in Indian rupees. The dividend proposed by the Board of Directors is subject to approval of the Shareholders in the ensuing Annual General Meeting.

(ii) In the event of liquidation, the equity shareholders are eligible to receive the remaining assets of the Company after distribution of all preferential amount, in proportion to the shareholding.


d) The reconciliation of the number of shares outstanding and the amount of share capital is set out below:

Particulars	As at	As at	As at	As at
	31st Mar, 2015	31st Mar, 2014	31st Mar, 2015	31st Mar, 2014
	No. of Shares	No. of Shares	₹	₹
Balance as at the beginning of the year	137,500,000	137,500,000	1,375,000,000	1,375,000,000
i) Fresh Issue of Shares	-	-	-	-
Balance as at the end of the year	137,500,000	137,500,000	1,375,000,000	1,375,000,000



JAIGAD POWERTRANSCO LIMITED
NOTES FORMING PART OF THE FINANCIAL STATEMENTS

NOTE: 3	As at 31st Mar, 2015	As at 31st Mar, 2014
RESERVES AND SURPLUS	₹	₹
Contingency Reserve		
Balance as at the beginning of the year	46,467,694	32,545,259
Add: Transferred from Surplus in statement of Profit and Loss	13,892,610	13,922,435
Balance as at the end of the year	60,360,304	46,467,694
Surplus in the statement of Profit and Loss:		
Balance as at the beginning of the year	514,029,540	331,895,932
Add: Profit during the year	329,576,682	196,056,043
Profit available for allocation/appropriation	843,606,222	527,951,975
Transferred to Contingency Reserve (refer note 23 (i))	13,892,610	13,922,435
Less: Interim Dividend ₹ 1 per share (previous year: nil)	137,500,000	-
Less: Dividend Distribution Tax on Interim Dividend	23,368,125	-
Less: Proposed Dividend	114,242,845	-
Less: Dividend Distribution Tax on Proposed Dividend	23,257,155	-
Balance as at the end of the year	531,345,487	514,029,540
	591,705,791	560,497,234



JAIGAD POWERTRANSCO LIMITED
NOTES FORMING PART OF THE FINANCIAL STATEMENTS

NOTE: 4	As at 31st Mar, 2015	As at 31st Mar, 2014
LONG TERM BORROWINGS	₹	₹
Secured Loans		
Rupee Term Loans:		
Banks	2,774,880,000	3,076,640,000
	2,774,880,000	3,076,640,000

Details of Security for Term Loans:
(a) a first ranking mortgage on the immovable assets of the Company both present and future.
(b) a first charge by way of hypothecation of moveable assets of the Company both present and future.
(c) a first charge on receivables and interest in all the bank accounts including the Trust and Retention Accounts and intangible assets of the Company, both present and future.
(d) assignment of all rights, title etc., in the Company's project documents, insurance contracts, letter of credit and any other form of security held by the Company.

Terms of Repayment: ₹410 Crores Term Loan repayable in 38 Structured Quarterly Instalment commencing from 30/06/2011


Period of Repayment	As at 31st Mar, 2015	As at 31st Mar, 2014
2-3 Years	603,520,000	603,520,000
4-5 Years	618,280,000	603,520,000
6-8 Years	1,553,080,000	1,869,600,000

NOTE: 5	As at 31st Mar, 2015	As at 31st Mar, 2014
LONG TERM PROVISIONS	₹	₹
Provision for Employee Benefits		
For Leave Entitlement	188,971	75,962
	188,971	75,962

NOTE: 6	As at 31st Mar, 2015	As at 31st Mar, 2014
SHORT TERM BORROWINGS	₹	₹
Secured Loans		
Rupee Term Loans:		
Banks		250,000,000
Other Loans & Advances:		
Working Capital Loan from Banks	-	119,813,946
	-	369,813,946

Details of Security for Working Capital Loan:
(a) A first ranking mortgage on the immovable assets of the Company situated in State of Maharashtra both present and future.
(b) A first charge by way of hypothecation of moveable assets of the Company both present and future.
(c) A first charge by way of hypothecation on receivables and interest in all the bank accounts including the Trust and Retention Accounts and intangible assets of the Company, both present and future.
(d) Assignment of all rights, title etc., in the Company's project documents, insurance contracts, letter of credit and any other form of security held by the Company.

Details of Security for Rupee Term Loan from bank:
Pledge of Nil (Previous Year 67,375,000) number of shares of the company held by JSW Energy Limited & Second charge on Current assets of the company




NOTE: 7	As at 31st Mar, 2015	As at 31st Mar, 2014
TRADE PAYABLES	₹	₹
Trade Payables	4,843,840	3,649,141
	4,843,840	3,649,141

The Company has not received any intimation from supplier's regarding their status under the Micro, Small and Medium Enterprises Development Act, 2006 and hence disclosure, if any relating to amounts unpaid together with interest paid / payable as required under said Act have not been given.


NOTE: 8	As at 31st Mar, 2015	As at 31st Mar, 2014
OTHER CURRENT LIABILITIES	₹	₹
Current maturities of long term borrowings	301,760,000	301,760,000
Employee benefit expense	1,524,525	1,294,465
Statutory Dues	463,840	90,263
Interest accrued but not due on borrowings	15,756,651	17,241,909
Payable (Capital goods/Project)	66,378,688	66,378,688
Others		24
	385,883,704	386,765,349

NOTE:9	As at 31st Mar, 2015	As at 31st Mar, 2014
SHORT TERM PROVISIONS	₹	₹
Provisions for Employee Benefits	119,674	382,089
Provisions for Taxes (Net of advance tax & tds ₹ Nil) Previous year ₹ 6,13,84,697)	-	7,726,642
Proposed Dividend	114,242,845	-
Dividend Distribution Tax	23,257,155	-
	137,619,674	8,108,731



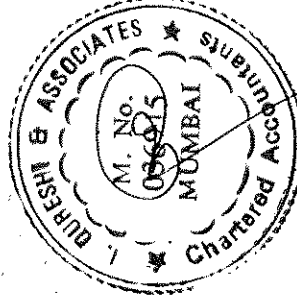
JAIGAD POWER TRANSCO LIMITED
NOTES FORMING PART OF THE FINANCIAL STATEMENTS

Note 10 - CAPITAL WORK IN PROGRESS PRE-OPERATIVE EXPENDITURE DURING THE CONSTRUCTION PERIOD (PENDING ALLOCATION)	As at 31st Mar, 2015	As at 31st Mar, 2014
	₹	₹
Balance at the beginning of the year	-	73,813
Plant and Machinery (Supply & Erection)	-	29,654,607
Less: Capitalised during the year	-	29,728,420
Balance at the Closing of the year Total	-	-



JAIGAD POWERTRANSCO LIMITED
NOTES FORMING PART OF THE FINANCIAL STATEMENTS


Particulars	Gross Block				Depreciation			Net Block	
	As at 01st Apr, 2014	Addition	Adjustments / Deductions	As at 31st Mar, 2015	Upto 31st Mar, 2014	For the Year	Adjustments / Deductions	As at 31st Mar, 2015	As at 31st Mar, 2014
Tangibles									
Plant & Machinery	5,555,807,438	-		5,555,807,438	805,398,573	293,346,633		1,098,745,206	4,457,062,232
Furniture & Fixtures	515,414	10,350	85,479	440,285	219,463	21,316	39,034	201,745	238,540
Computers	248,079	69,063	-	317,142	130,668	35,441	-	166,109	151,033
Office Equipment	399,128	142,204	62,311	479,021	56,745	29,442	13,788	72,399	406,622
Total	5,556,970,059	221,617	147,790	5,557,043,886	805,805,449	293,432,832	52,822	1,099,185,459	4,457,858,427
Previous year as on 31st March 14	5,557,743,549	29,992,010	30,765,500	5,556,970,059	513,382,881	294,131,597	1,709,029	805,805,449	4,751,164,610
									5,044,360,868



JAIGAD POWERTRANSCO LIMITED

NOTES FORMING PART OF THE FINANCIAL STATEMENTS


NOTE: 11	As at 31st Mar, 2015	As at 31st Mar, 2014
NON-CURRENT INVESTMENTS	₹	₹
Investment in Government Securities	47,254,000	-
	47,254,000	-
NOTE: 12	As at 31st Mar, 2015	As at 31st Mar, 2014
LONG TERM LOANS AND ADVANCES	₹	₹
Unsecured, considered good		
Deposits towards Lease of Land from JSW Energy Ltd	5,000,000	5,000,000
Advance tax and TDS (Net of Provision of ₹ 6,59,18,912, previous year ₹ Nil)	986,141	-
Security Deposit	210,000	210,000
	6,196,141	5,210,000
NOTE: 13	As at 31st Mar, 2015	As at 31st Mar, 2014
CURRENT INVESTMENTS	₹	₹
Investment with Mutual Funds (Unquoted, Fully Paid up)	61,052,060	-
	No of Units	Face Value
UTI Mutual Fund		
UTI Money Market Fund Growth	39087	1000
	61,052,060	-
NOTE: 14	As at 31st Mar, 2015	As at 31st Mar, 2014
INVENTORIES	₹	₹
Spares	768,494	554,183
(valued at cost and certified by the Management)		
Basis of Valuation (Refer note 1 (vii))		
	768,494	554,183
NOTE: 15	As at 31st Mar, 2015	As at 31st Mar, 2014
TRADE RECEIVABLES (Unsecured)	₹	₹
Debts overdue for a period exceeding six months	-	-
Other Debts	535,236,246	917,124,614
	535,236,246	917,124,614
NOTE: 16	As at 31st Mar, 2015	As at 31st Mar, 2014
CASH AND BANK BALANCES	₹	₹
Cash and Cash Equivalents.		
Cash in Hand	2,833	-
Balance with Banks	16,493,625	125,787
	16,496,458	125,787
NOTE: 17	As at 31st Mar, 2015	As at 31st Mar, 2014
SHORT TERM LOANS AND ADVANCES	₹	₹
Unsecured, considered good		
Advances recoverable in cash or in kind or for value to be received	362,808	235,083
Prepaid Expenses	287,993	260,288
	630,801	495,371
NOTE: 18	As at 31st Mar, 2015	As at 31st Mar, 2014
OTHER CURRENT ASSETS	₹	₹
Amount Recoverable towards unbilled revenue (pending approval of Tariff by MERC)	144,629,353	186,966,335
Balance in Gratuity Fund	-	2,874
	144,629,353	186,969,209



JAIGAD POWERTRANSCO LIMITED

NOTES FORMING PART OF THE FINANCIAL STATEMENTS

NOTE: 19	For the year ended 31st Mar, 2015	For the year ended 31st Mar, 2014
REVENUE FROM OPERATIONS	₹	₹
Revenue From Transmission Operations	1,019,100,000	1,210,562,005
	1,019,100,000	1,210,562,005
NOTE: 20	For the year ended 31st Mar, 2015	For the year ended 31st Mar, 2014
OTHER INCOME	₹	₹
Interest Income	2,542,440	-
Reversal of provision for Gratuity	-	198,213
Gain on sale of current investments	4,047,863	
	6,590,303	198,213
NOTE: 21	For the year ended 31st Mar, 2015	For the year ended 31st Mar, 2014
EMPLOYEE BENEFITS EXPENSE	₹	₹
Salaries,wages and bonus	7,785,753	7,900,693
Contribution to Provident fund and other funds	261,744	272,271
	8,047,497	8,172,964
NOTE: 22	For the year ended 31st Mar, 2015	For the year ended 31st Mar, 2014
FINANCE COSTS	₹	₹
Interest expenses		
Fixed loans	375,158,122	405,385,821
Working Capital Loan	7,365,951	95,424,715
Interest on Income Tax	4,572	372,787
Finance Charges	2,680,161	3,908,535
	385,208,806	505,091,858
NOTE: 23	For the year ended 31st Mar, 2015	For the year ended 31st Mar, 2014
DEPRECIATION AND AMORTISATION EXPENSES	₹	₹
Depreciation	293,432,832	294,131,597
	293,432,832	294,131,597
NOTE: 24	For the year ended 31st Mar, 2015	For the year ended 31st Mar, 2014
OTHER EXPENSES	₹	₹
Rent	481,564	298,510
Rates & Taxes	91,334	17,306
Repair & Maintenance expenses- Machinery	7,771,172	11,823,566
Legal & Professional Expenses	1,390,959	1,575,769
Travelling & Conveyance	2,466,408	2,288,581
Loss on asset written off	94,968	29,056,471
Advertisement Expenses	2,547,311	2,345,554
Electricity Expenses	99,941	27,770
Insurance Expenses	318,928	290,034
Auditors Remuneration	488,766	452,811
Postage & Telephone Expenses	86,580	51,313
Licence & Application Filing Fees	1,708,983	1,219,098
Corporate Social Responsibility Expenses	5,888,341	
General Expenses	1,186,105	
	24,621,360	50,842,246



Note: 25

NOTES TO ACCOUNTS:

- (i) The company has set aside an amount of ₹13,892,610 (Previous year ₹13,922,435) as 'Contingency Reserve' to be used for the purpose of future losses, which may arise from uninsured risks, or as determined by the board as per Clause 50.7.1 of MERC (Terms and Conditions of Tariff) Regulations, 2005.
- (ii) Pursuant to Companies Act, 2013 (Act), being effective from 1st April, 2014, the Company has provided depreciation as per provisions of Part 'B' of Schedule II of the Act. As a result, the charge for depreciation is lower by ₹ 7,79,467 for the year ended 31st March, 2015 .
- (iii) In accordance with the Maharashtra Electricity Regulatory Commission (MERC) tariff regulation for determination of tariff, the income-tax paid is considered for tariff determination (truing up). Accordingly, during the year the Company has recognized deferred tax liability (arising out of difference in rates of depreciation between MERC and Income tax and unabsorbed depreciation) of ₹ 100,585,464 'pertaining for the year ended 31st March 2015 and ₹ 81,093,411 pertaining for the periods up to 31st March, 2014, aggregating to ₹ 181,678,876 as net tax to be recovered in future tariff determination. The said net tax recoverable in future tariff determination has been adjusted/netted off against Deferred Tax Liability/(Asset) following which the balance in Deferred Tax Liability/(Asset) account as at 31st March, 2015 is Rs.NIL (₹ 81,093,411 as at 31st March, 2014) as per details given herein below: ₹

Particulars of Deferred Tax Liability/(Asset) arising due to cumulative timing difference	Current Year	Previous Year
a) On account of Unabsorbed Depreciation	(23,068,383)	(40,155,675)
b) On account of Timing difference of depreciation	204,747,258	121,249,086
	181,678,876	81,093,411
Less: Recoverable in future tariff determination	(181,678,876)	-
Balance as per Balance Sheet	-	81,093,411


- (iv) In the opinion of the Management, the Current Assets, Loans and Advances have a value on realization in the ordinary course of business, at least equal to the amount at which they are stated in the Balance Sheet. The provision for all known liabilities is adequate and not in excess of what is required.

- (v) Remuneration to Auditors (inclusive of service tax): ₹

Particulars	Current Year	Previous Year
As Auditor	314,608	280,900
For Taxation Matters	56,180	50,562
For Certification Service	117,978	121,349
Total	488,766	452,811

- (vi) Earnings Per Share: ₹

Particulars	Current Year	Previous Year
Profit After Tax	329,576,681	196,056,043
Weighted Average Number of equity shares	137,500,000	137,500,000
Nominal value per share in ₹	10.00	10.00
Basic and Diluted Earnings per share in ₹	2.40	1.42



(vii) Related Party Disclosures, as required by Accounting Standard 18, "Related Party Disclosures", prescribed by the Companies (Accounting Standards) Rules, 2006, are given below:

(a) LIST OF RELATED PARTIES WHERE CONTROL EXIST:

1. Parties where control exists

JSW Energy Limited (JSWEL) – Holding Company

2. Other related parties (where transactions have taken place during the period)

Companies with significant influence:

Maharashtra State Electricity Transmission Co. Ltd. (MSETCL)

(b) RELATED PARTY TRANSACTIONS


Parties with whom the Company has entered into transactions during the period in the ordinary course of business

₹		
Nature of Transaction	Current Year	Previous Year
Transmission Services Provided		
MSETCL-STU	1,01,91,00,000	1,210,562,005
Operation and Maintenance Services Received		
MSETCL	26,81,395	22,32,636
Reimbursement of Expenses (Paid)		
JSWEL	5,39,027	5,151,294
Lease Rent Paid		
JSWEL	1,000	1,000

(c) BALANCES AT YEAR ENDED 31st MARCH 2015

₹		
Nature of Transaction	Current Year	Previous Year
Sundry Debtors		
MSETCL	535,236,246	917,124,614
Amount Recoverable towards unbilled revenue (Pending approval of Tariff by MERC)		
MSETCL-STU	144,629,353	186,966,335
Amount Payable		
MSETCL	67,049,806	68,771,665
JSWEL	133,151	
Equity Share Capital		
JSWEL	1,017,500,000	1,017,500,000
MSETCL	35,750,000	35,750,000
Lease Deposit to		
JSWEL	5,000,000	

Note: Related party relationships have been identified by the management and verified upon by the Auditors.



(viii) The Company has not received any intimation from supplier's regarding their status under the Micro, Small and Medium Enterprises Development Act, 2006 and hence disclosure, if any relating to amounts unpaid together with interest paid / payable as required under said Act have not been given.

(ix) Company is engaged in the business of operating and maintaining transmission lines and related operations, primarily in India. As the Company operates in a single business and geographical segment the reporting requirements for primary and secondary segment disclosure prescribed by Accounting Standard 17-Segment reporting have not been provided in these financial statements.


(x) Employees Benefits:

Defined benefit plans – as per actuarial valuations as on 31st March, 2015

Details of Gratuity plan are as follows:

Description	₹	
	Current Year	Previous Year
1. Reconciliation of opening and closing balances of obligation		
a. Opening Balance	74,166	305,000
c. Current Service Cost	61,152	74,290
c. Interest Cost	6,905	25,925
d. Actuarial (gain)/loss	41,855	(288,887)
e. Benefits paid	-	(42,162)
f. Closing Balance	1,84,078	74,166
2. Change in Plan Assets (Reconciliation of opening & closing balances)		
a. Opening Fair Value of plan assets	77,040	109,661
b. Actual Company Contributions		
c. Expected return on plan assets	6,702	9,541
d. Actuarial Gain /(loss)	(539)	-
e. Transfer from other company		
f. Benefits paid		(42,612)
g. Closing Fair Value of plan assets	83,203	77,040
3. Reconciliation of fair value of assets and obligations		
a. Present value of obligation	1,84,078	74,166
b. Fair value of plan assets	83,203	77,040
c. Balance amount recognized as liability in the Balance sheet	1,00,875	(2,874)
d. Current Liability (within 12 months)	1,00,875	*(2874)
e. Non-Current Liability	83,203	-
4. Expense recognized in the period		
a. Current service cost	61,152	74,290
b. Interest cost	6,905	25,925
c. Expected return on plan assets	(6702)	(9541)
d. Actuarial (gain)/loss	42,394	(288,887)
e. Expense recognized	103,749	(198,213)
5. Assumptions		
a. Discount rate (per annum)	7.96%	9.31%
b. Estimated rate of return on plan assets (per annum)	7.96%	8.70%
c. Rate of escalation in salary (per annum)	6.00%	6.00%

* Net of Balance in gratuity fund



(xi) CIF Value of Import


Particulars	Current Year		Previous Year	
	USD	₹	USD	₹
Import (Capital Goods)	Nil	Nil	84,612	4,572,035

(xii) Previous year's figures have been regrouped / reclassified to conform to current year's presentation.


For and on behalf of the Board of Directors



Santosh Amberkar
Director


O.K. Yempal
Chairman


Chandra Prakash Tated
Chief Financial Officer


Narendra Rahalkar
Company Secretary


Pramod Menon
Director


Place: Mumbai
Date: 24th April, 2015

